




Maneggevoli, assicurano sempre la compattazione della sabbia.
Un attrezzo indispensabile per le fonderie.


B-00A

B-0A

B-1A

F-1

F-2

F-4

Modello	Ø Pistone	Corsa Pistone	Lunghezza	Peso	Ø Impugnatura	Attacco tubo aria	Ø int. tubo aria	Consumo aria	
	mm.							mm.	m ³ /min.
B-00A	18	60	337	2.1	40	3/8	9.5	0.2	7.1
B-0A	22	60	380	3.1	50	3/8	12.7	0.25	8.8
B-1A	25.4	110	502	5.4	64	3/8	12.7	0.4	14.1
F-1	25.4	110	1098	6.8	64	1/2	12.7	0.4	14.1
F-2	32	120	1134	9.0	70	1/2	12.7	0.55	19.4
F-4	40	120	1136	12.0	87	1/2	12.7	0.85	30

Pressione raccomandata dell'aria 6.0 Kg/cm²